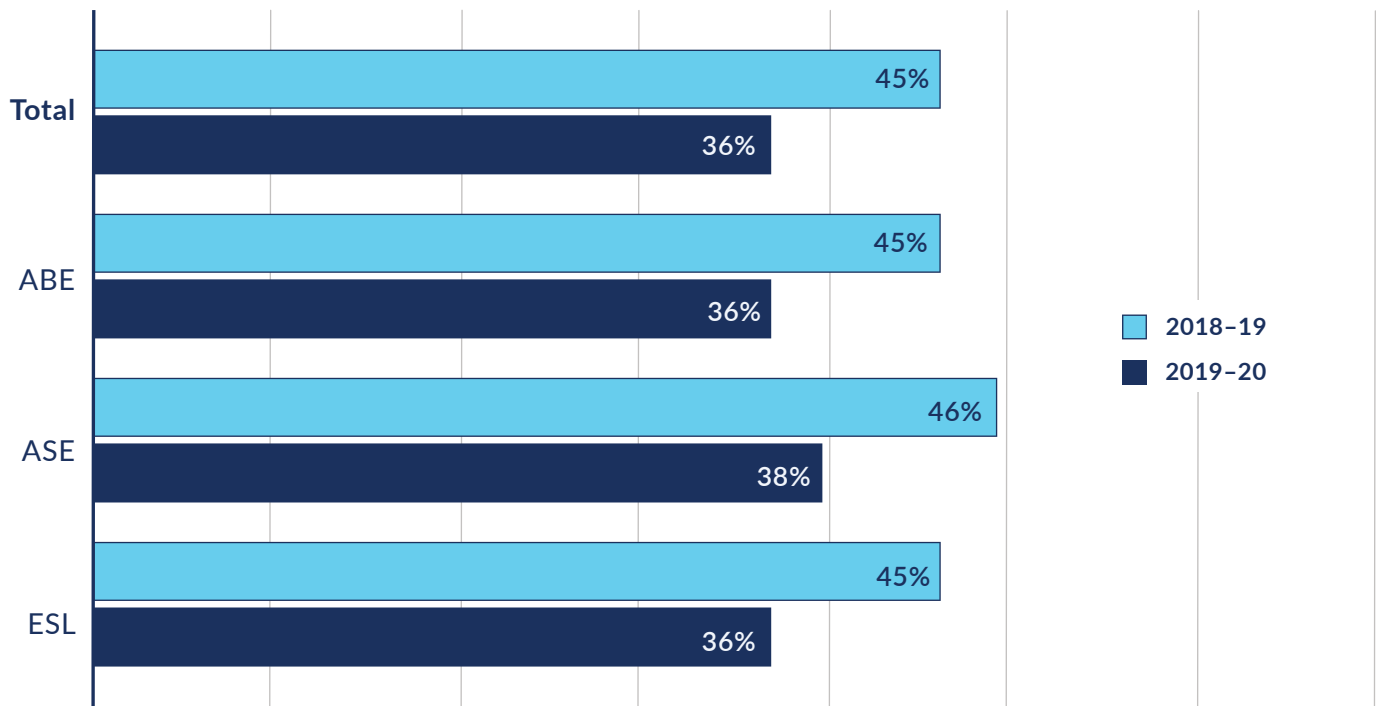




Adult education participants make measurable skill gains.

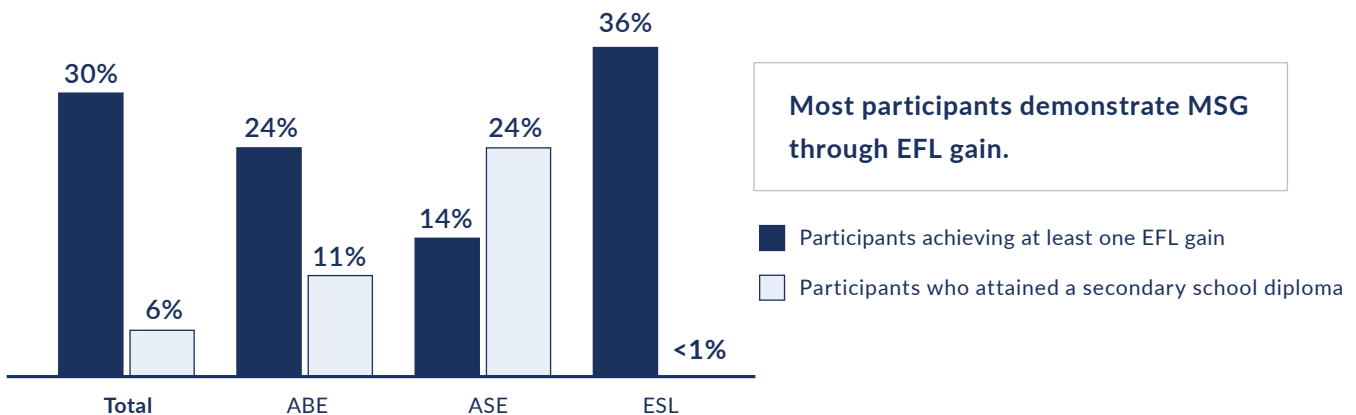
Measurable skill gains (MSG) demonstrate participants' progress toward achieving a credential or employment. MSGs are reported for all participants in adult basic education (ABE), adult secondary education (ASE) and English as a second language (ESL) programs. In program year 2019–20, **36% of adult education participants made a measurable skill gain.** Measurable skill gain numbers were impacted by COVID-19. ¹

Participants with MSG



Participants can demonstrate MSG in two ways: educational functioning level (EFL) gain and receipt of a secondary school diploma.

In program year 2019–20:



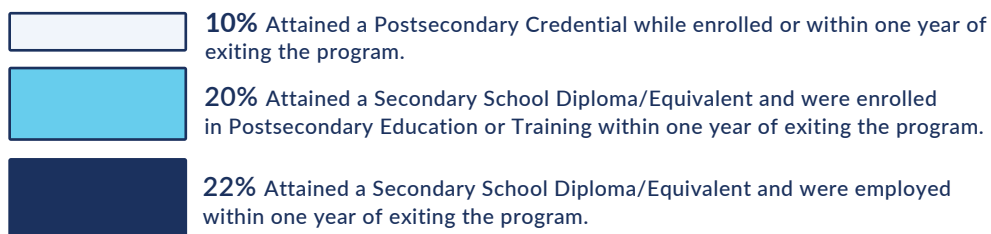
Adult education participants experience real-world outcomes.



In program year 2019–20, **30% of adult education participants were employed** in the second quarter after exiting an adult education program, up 2% since program year 2018–19. Of those participants who exited an adult education program in program year 2019–20 and were employed in the second quarter after exit, the **median quarterly earnings were \$4,753**, an increase of 8% since program year 2018–19.

Many participants received credentials and went on to **continue their education or employment**.

In program year **2019–20**:



Varied levels of outcome achievement are found across specialized programs.

Adult education is also provided in Integrated English Literacy and Civics Education (IELCE) programs. IELCE services include instruction in literacy, English language acquisition, and the responsibilities of citizenship and civic participation. It may also include workforce training. Adult education programs in correctional institutions provide services to incarcerated individuals.

Achievement Outcomes	Percentage of participants achieving outcomes in 2019–20	
	IELCE Programs	Correction Programs
Measurable Skill Gain (MSG)	43%	37%
Employment Second Quarter after exit	23%	22%
Employment Fourth Quarter after exit	18%	24%
Attained a Secondary School Diploma/Equivalent and Enrolled in Postsecondary Education or Training within one year of exit	3%	15%
Attained a Secondary School Diploma/Equivalent and Employed within one year of exit	21%	24%
Attained a Postsecondary Credential while enrolled or within one year of exit	21%	15%

For IELCE participants and correction program participants who exited an adult education program in program year 2019–20 and were employed in the second quarter after exit, the **median quarterly earnings were \$5,980 and \$2,696, respectively**.

¹ All data are from NRS Table 4 (participants with measurable skill gain), NRS Table 5 (Adult education participant outcomes), NRS Table 10 (correctional institution MSG), and NRS Table 4c and 5a (distance education outcomes).