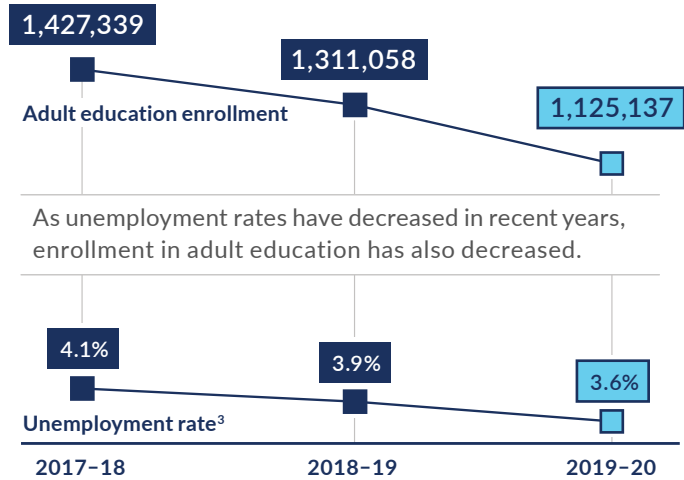




Adult education programs in the United States reach a large number of participants.

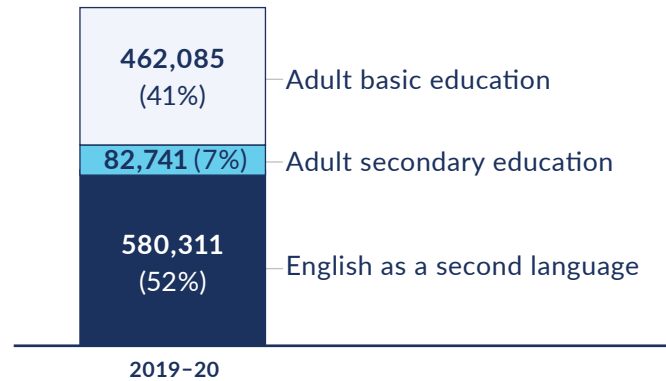
Enrollment in the adult education program authorized under Title II of the Workforce Investment and Opportunities Act (WIOA) was 1,125,137 for program year 2019-20.^{1,2}

Enrollment in adult education programs has been decreasing along with unemployment.



Most participants are enrolled in Adult Basic Education and English Language Learning programs

The adult education program has three main programs, **adult basic education (ABE)**, **adult secondary education (ASE)** and **English as a second language (ESL)**. In program year 2019-20, 41% of participants were enrolled in ABE, 7% were enrolled in ASE, and 52% were enrolled in ESL programs.



As part of ABE, ASE or ESL instruction, participants have access to specialized programming.

In program year 2019-20:



48,864 participants were enrolled in Integrated Education and Training (IET) programs, which integrate basic skills and work skills instruction.



178,119 participants were enrolled in distance education programs.



149,281 participants were enrolled in Integrated English Literacy and Civics Education (IELCE) programs, which includes ESL, work skills and civics instruction.

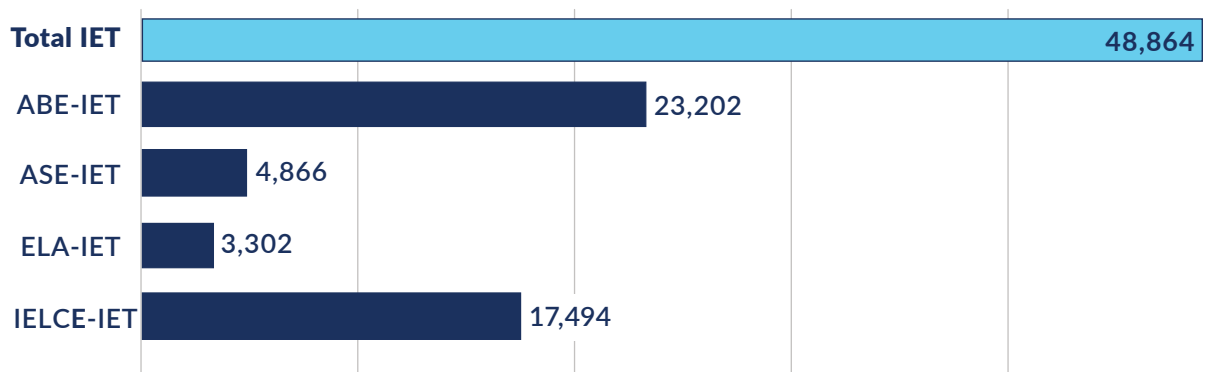


127,138 participants were enrolled in programs in correctional institutions.



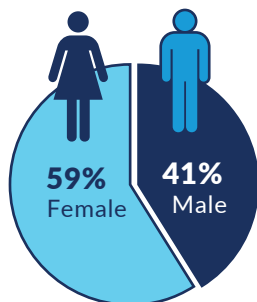
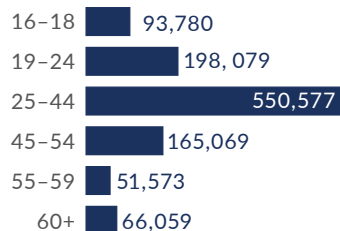
Participants from all program types participate in Integrated Education and Training programs.

IET Program Enrollment in 2019–20

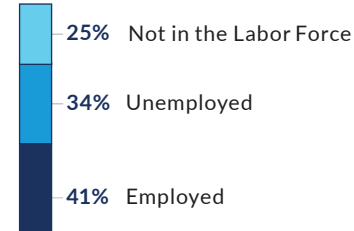


Adult education participants come from a wide range of backgrounds.

Age



Employment Status

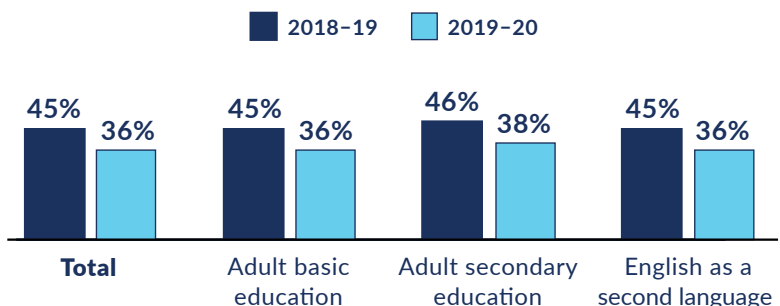


Adult education participants make measurable skill gains.

Measurable skill gains (MSG) are used to demonstrate participants’ progress toward achieving a credential or employment. For adult education programs, participants can demonstrate MSG in two ways: educational functioning level (EFL) gain and receipt of a secondary school diploma.¹



Percentage of Participants with Measurable Skill Gain



¹ Adult education enrollment and measurable skill gain numbers for 2019–20 were impacted by COVID-19. ² All data are from the Statewide Performance Reports (total enrollment numbers and by age and sex), NRS Table 4 (program enrollment type and participants with measurable skill gain), NRS Table 3 (IET enrollment numbers), NRS Table 4c (distance education enrollment numbers), NRS Table 10 (correctional institution enrollment numbers), and NRS Table 6 (employment status).

³ Unemployment rate reported by Bureau of Labor Statistics